

# Elective Surgery Waiting List Reduction Plan

Welcome to the Tasmanian Department of Health and Human Services *Elective Surgery Waiting List Reduction Plan* information site

Following discussions between the Australian Government and all States and Territories, the four year Elective Surgery Waiting List Reduction Plan was agreed, as follows:

- An initial \$150 million to clear the backlog of patients.
- A further \$150 million to make systemic improvements to the hospital system and improve elective surgery throughput in the long terms, including the construction of day surgery units.
- Up to \$300 million in dividend payments to States and Territories that complete all elective surgery within clinically recommended time by the end of the four year plan.

Under Stage One, an amount of \$8.1 million was allocated to Tasmanian from the national pool to treat 895 patients who have been waiting longer than the clinically recommended time for elective surgery. The funding allocated to Tasmania of \$8.1 million is more than twice Tasmania's weighted average share. The program is to begin immediately and funding is to be spent by 31 May 2009.

Under Stage 2, the Commonwealth has agreed to provide \$3.1 million to Tasmania to make system improvements to the hospital system, subject the receipt of a satisfactory final proposal

The Elective Surgery Waiting List Reduction Plan is part of an overarching Elective Surgery Improvement Program which is to be implemented in Tasmania and is consistent with the wider system reform agenda, Tasmania's Health Plan.

This link provides access to information about elective surgery performance for Tasmania in the three major public hospitals.

The information will be updated on a quarterly basis and will be available through this website for the life of the four year plan.

## **How are waiting times for elective surgery calculated?**

Patients requiring elective surgery in a public hospital are assigned to one of three urgency categories based on their health condition and circumstances. Each category has a clinically recommended waiting time which indicates the timeframe in which a patient should receive their surgery. The three categories are:

### *Category One - Urgent*

A patient will be allocated to category one if their health condition has the potential to deteriorate quickly to the point that it may become an emergency. Recommended waiting time is no longer than 30 days.

### *Category Two - Semi-urgent*

A patient will be allocated to category two if their health condition is causing some pain, dysfunction or disability but is unlikely to deteriorate quickly or become an emergency. Recommended waiting time is no longer than 90 days.

### *Category Three - Non-urgent*

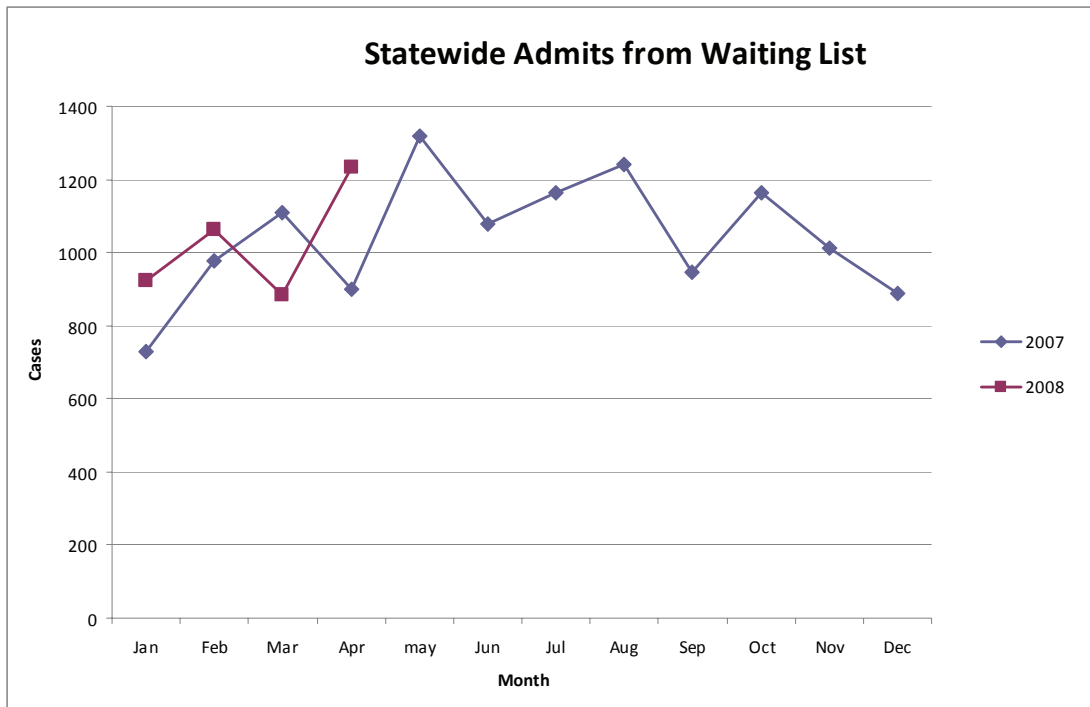
A patient will be allocated to category three if their health condition is causing them minimal or no pain, dysfunction or disability, is unlikely to deteriorate quickly and does not have the potential to become an emergency. Recommended waiting time is no longer than 12 months.

## Tasmanian Stateside reports

### Statewide Waiting list by specialty and Urgency

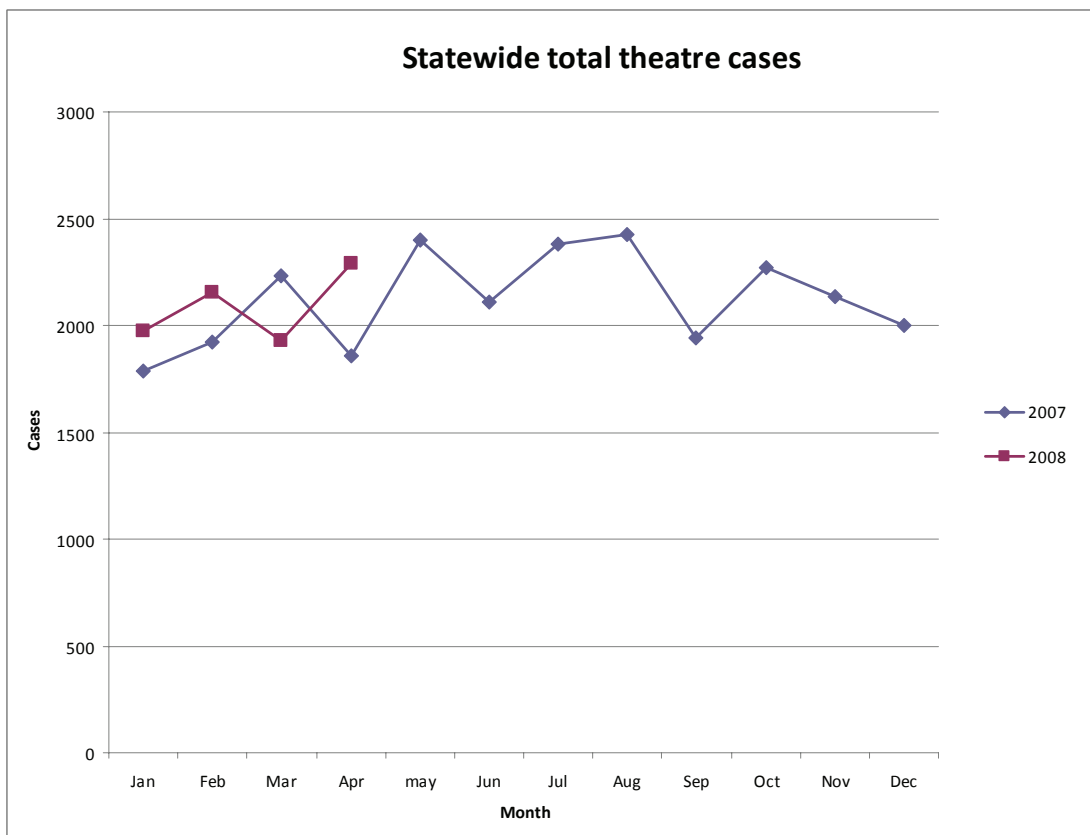
Surgical specialty METeOR 270146	Clinical urgency 1 METeOR 270008		Clinical urgency 2 METeOR 270008		Clinical urgency 3 METeOR 270008	
	[number of patients waiting at census date and ready for care]	[number of overdue patients still waiting and ready for care]	[number of patients waiting at census date and ready for care]	[number of overdue patients still waiting and ready for care]	[number of patients waiting at census date and ready for care]	[number of overdue patients still waiting and ready for care]
Cardio-thoracic surgery	82	54	0	0	0	0
Ear, nose and throat surgery	106	80	192	170	222	97
General surgery	150	70	1681	1300	601	277
Gynaecology	48	12	362	188	141	13
Neurosurgery	8	3	174	141	7	7
Ophthalmology	5	3	62	48	612	181
Orthopaedic surgery	17	10	1110	845	967	333
Plastic surgery	62	32	267	208	179	109
Urology	106	59	245	108	355	110
Vascular surgery	11	3	26	12	29	10
Other	7	3	28	12	461	182
<b>Total</b>	<b>602</b>	<b>329</b>	<b>4147</b>	<b>3032</b>	<b>3574</b>	<b>1319</b>

Statewide Admissions from wait list 2008 compared with 2007



Note: Easter occurs in March in 2008 and April for 2007

Statewide Theatre cases 2008 compared with 2007

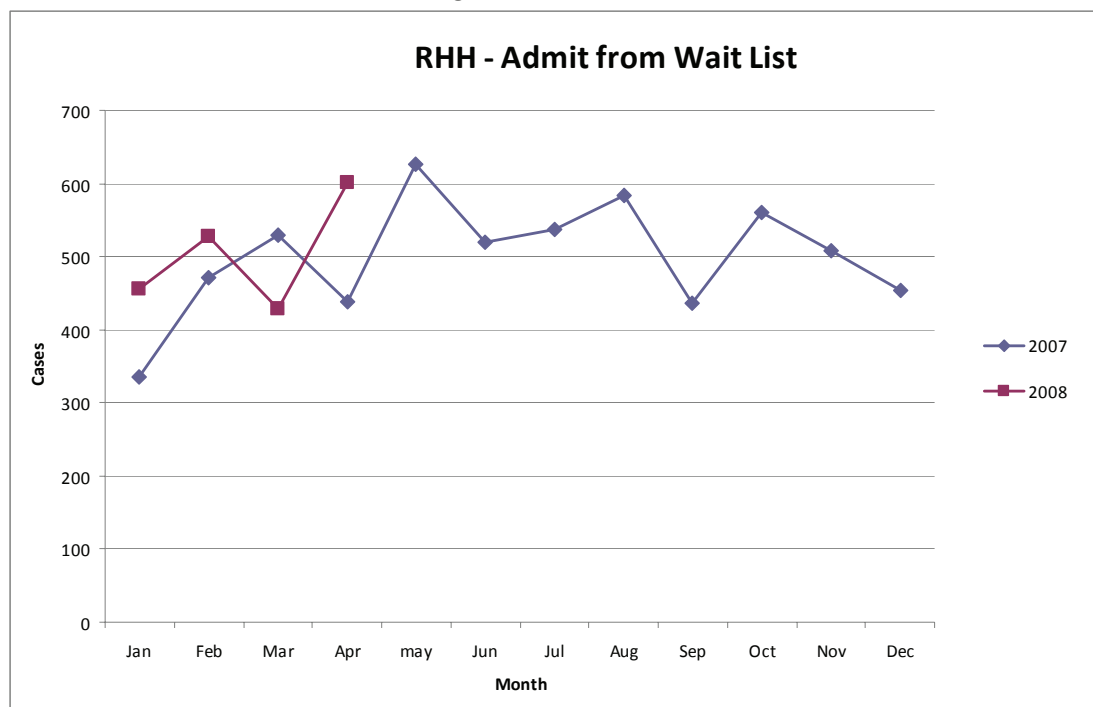


## Individual Hospital Reports

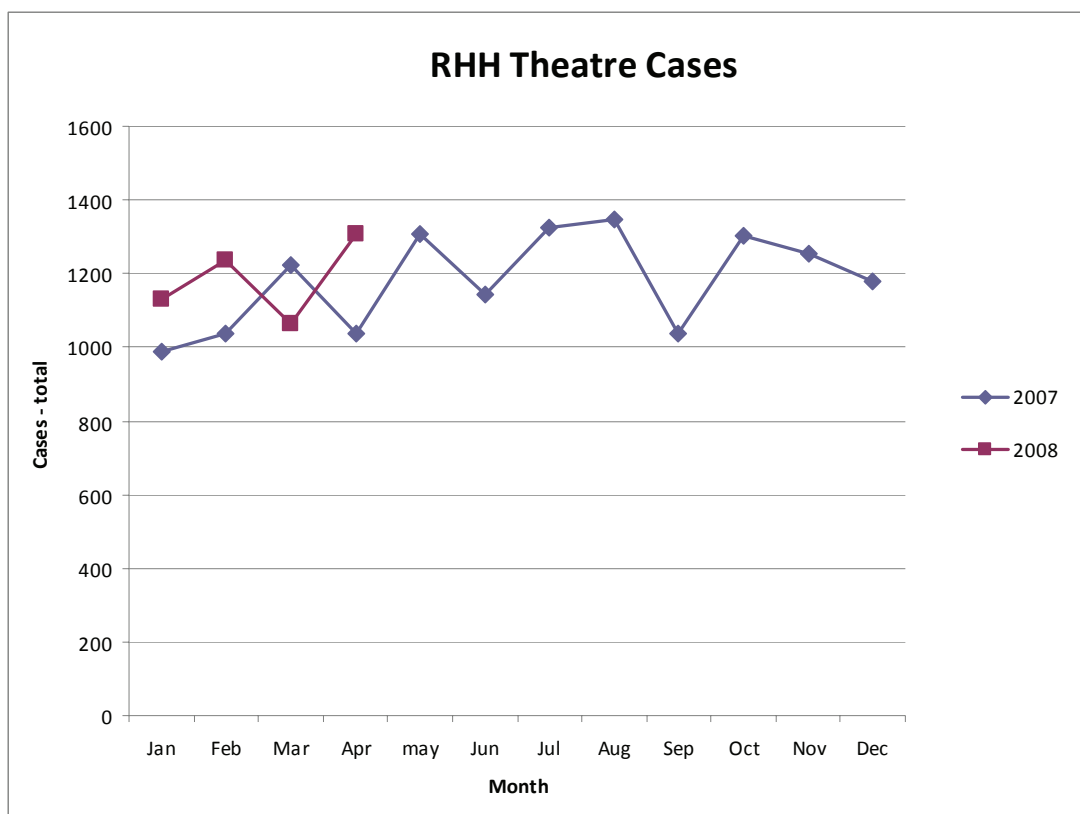
### Royal Hobart Hospital

Surgical specialty METeOR 270146	Clinical urgency 1 METeOR 270008		Clinical urgency 2 METeOR 270008		Clinical urgency 3 METeOR 270008	
	[number of patients waiting at census date and ready for care]	[number of overdue patients still waiting and ready for care]	[number of patients waiting at census date and ready for care]	[number of overdue patients still waiting and ready for care]	[number of patients waiting at census date and ready for care]	[number of overdue patients still waiting and ready for care]
<b>Cardio-thoracic surgery</b>	82	54	0	0	0	0
<b>Ear, nose and throat surgery</b>	101	78	175	166	53	46
<b>General surgery</b>	78	36	1277	1049	337	168
<b>Gynaecology</b>	28	8	103	48	43	7
<b>Neurosurgery</b>	8	3	174	141	7	7
<b>Ophthalmology</b>	4	2	58	45	504	156
<b>Orthopaedic surgery</b>	8	6	888	711	33	19
<b>Plastic surgery</b>	57	32	167	135	62	37
<b>Urology</b>	86	59	88	49	44	9
<b>Vascular surgery</b>	9	3	18	9	17	8
<b>Other</b>	4	3	8	2	0	0
<b>Total</b>	465	284	2956	2355	1100	457

RHH: Admissions from the Waiting list



RHH: Theatre Cases

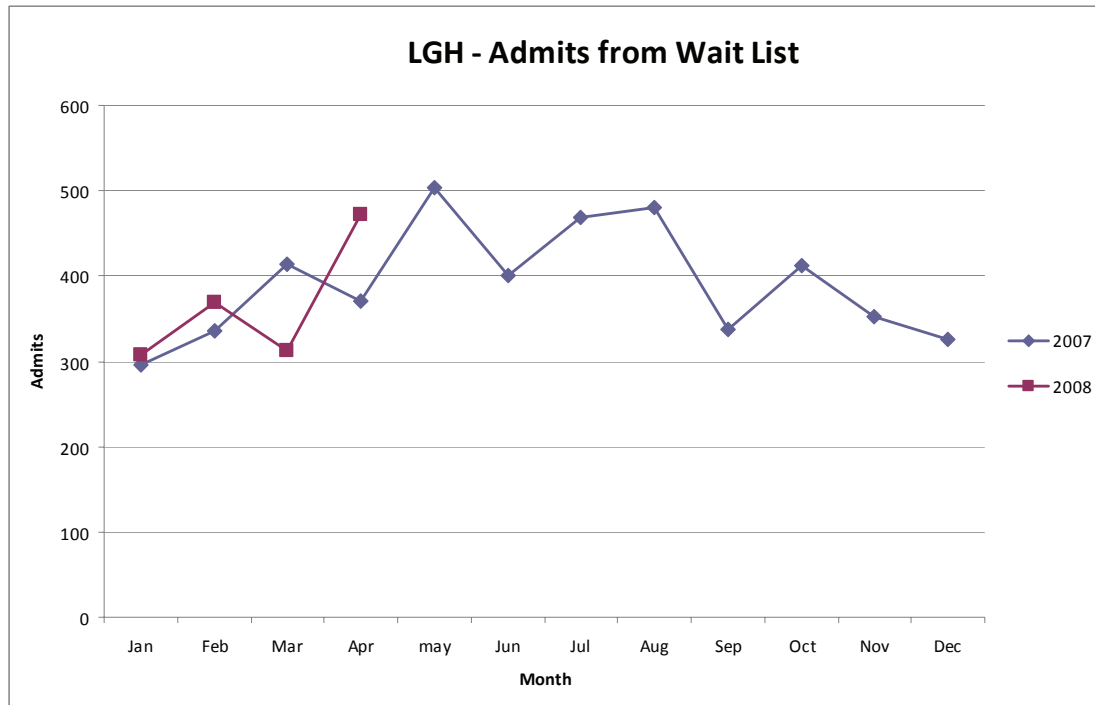


### Launceston General Hospital

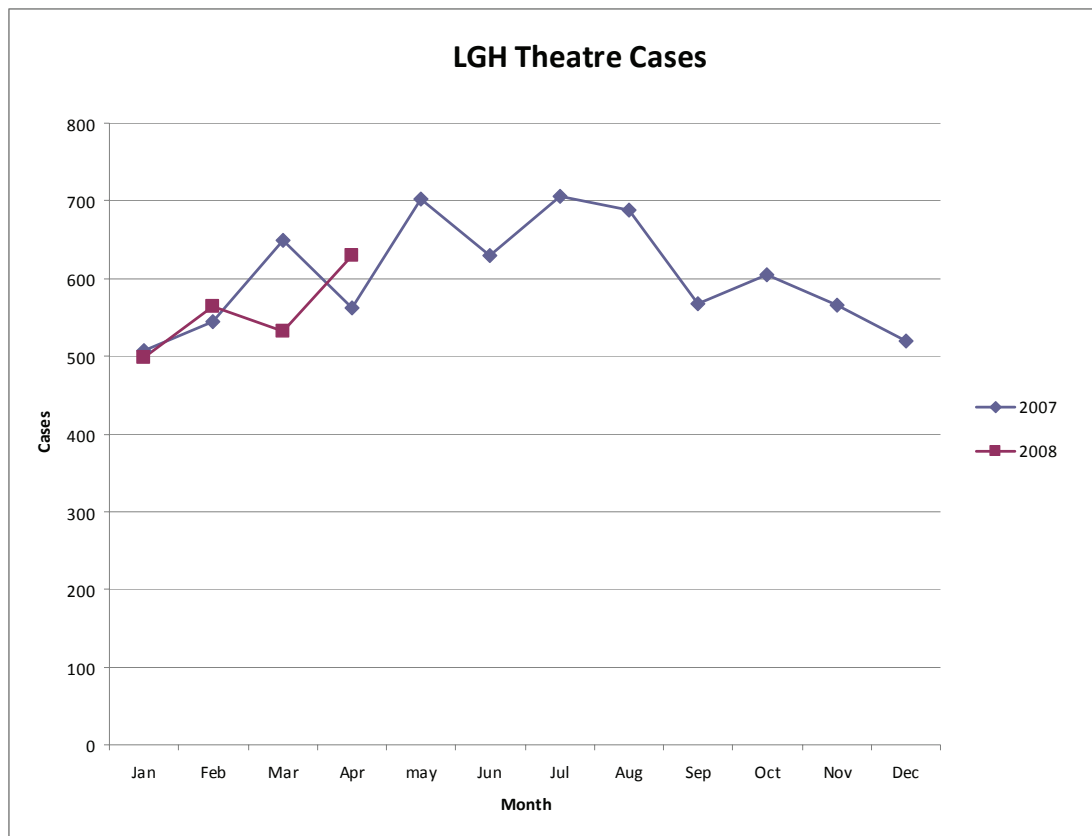
Surgical specialty METeOR 270146	Clinical urgency 1 METeOR 270008		Clinical urgency 2 METeOR 270008		Clinical urgency 3 METeOR 270008	
	[number of patients waiting at census date and ready for care]	[number of overdue patients still waiting and ready for care]	[number of patients waiting at census date and ready for care]	[number of overdue patients still waiting and ready for care]	[number of patients waiting at census date and ready for care]	[number of overdue patients still waiting and ready for care]
<b>Cardio-thoracic surgery</b>						
<b>Ear, nose and throat surgery</b>			13	2	141	32
<b>General surgery</b>	20		342	223	182	56
<b>Gynaecology</b>	8		58	16	68	3
<b>Neurosurgery</b>						
<b>Ophthalmology</b>			3	2	71	14
<b>Orthopaedic surgery</b>	1		144	82	479	132
<b>Plastic surgery</b>	5		100	73	117	72
<b>Urology</b>	19		148	58	274	96
<b>Vascular surgery</b>	2		8	3	12	2
<b>Other</b>	2		19	10	459	182

<b>Total</b>	57	0	835	469	1803	589
--------------	----	---	-----	-----	------	-----

**LGH: Admissions from Waiting List**



**LGH: Theatre Cases**

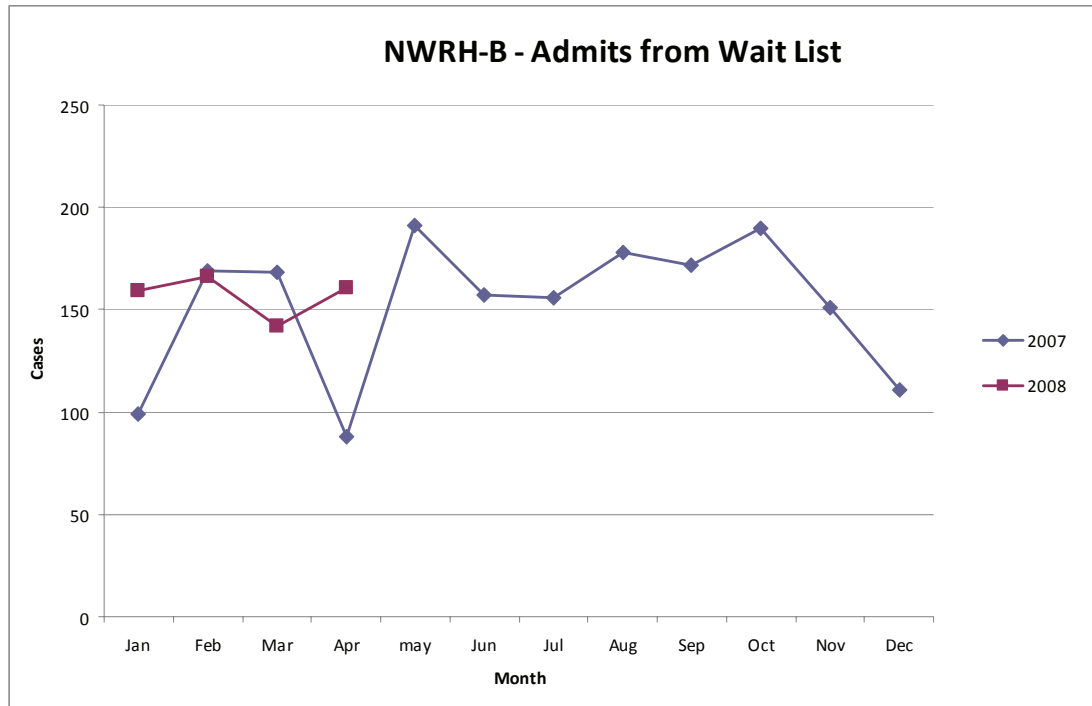


### North-West Regional Hospital – Burnie Campus

Surgical specialty METeOR 270146	Clinical urgency 1 METeOR 270008		Clinical urgency 2 METeOR 270008		Clinical urgency 3 METeOR 270008	
	[number of patients waiting at census date and ready for care]	[number of overdue patients still waiting and ready for care]	[number of patients waiting at census date and ready for care]	[number of overdue patients still waiting and ready for care]	[number of patients waiting at census date and ready for care]	[number of overdue patients still waiting and ready for care]
<b>Cardio-thoracic surgery</b>						
<b>Ear, nose and throat surgery</b>	5	2	4	2	28	19
<b>General surgery</b>	52	34	62	28	82	53
<b>Gynaecology</b>	12	4	201	124	30	3
<b>Neurosurgery</b>						
<b>Ophthalmology</b>	1	1	1	1	37	11
<b>Orthopaedic surgery</b>	8	4	78	52	455	182
<b>Plastic surgery</b>						
<b>Urology</b>	1		9	1	37	5

<b>Vascular surgery</b>						
<b>Other</b>					2	
<b>Total</b>	<b>80</b>	<b>45</b>	<b>356</b>	<b>208</b>	<b>671</b>	<b>273</b>

NWRH-B: Admissions from the Wait list



NWRH-B: Theatre Cases

### NWRH-B Theatre Cases

